

2023 Country profile

Kiribati


World ranking
57 of 152 countries ▲ 17

Oceania
3 of 15 countries

Western Pacific ranking
13 of 29 countries ▲ 4

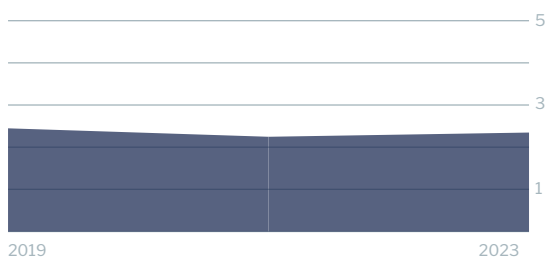
2023
IUU
Score

2.34

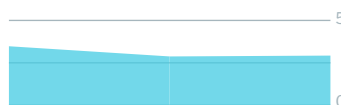


2.94 Coastal
1.79 Flag
3.11 Port
1.96 General


IUU score trends
2021 - 2023 change ▲ 0.09



Coastal score trends ▲ 0.06




Flag score trends ▼ 0.13



Port score trends ▲ 0.33



General score trends ▲ 0.15



Note: Higher scores, and ranks closer to 1, indicate worse/poor performance. Green or red arrows show change in 2023 compared to 2021.

Coastal score **2.94** ▲ 0.06

Coastal score by vulnerability **4.33** – 0

Related Indicators	2023	2021	2021-2023 change	2019
Size of EEZ	5.0	5.0	– 0	5.0
Agreement over all maritime boundaries	1.0*	1.0	– 0	5.0
Dependency on fish for protein	5.0	5.0	– 0	5.0
Authorise foreign vessels to operate in EEZ	5.0	5.0	– 0	5.0

* indicates that scores from the 2021 version of the Index have been used due to 2023 data not being available

Coastal score by prevalence **2.40** ▲ 0.20

Has MSC-certified fisheries	3.0	4.0	▼ 1.0	4.0
Views of MCS practitioners on coastal compliance incidents	2.0	1.0	▲ 1.0	3.0

Coastal score by response **1.80** – 0

Coastal State is contracting party or cooperating non-contracting party to all relevant RFMOs	3.0	3.0	– 0	3.0
Operate a national VMS/FMC centre	1.0*	1.0	– 0	1.0

* indicates that scores from the 2021 version of the Index have been used due to 2023 data not being available



Flag score 1.79 ▼ 0.13

Flag score by vulnerability 1.50 – 0

Related Indicators	2023	2021	2021-2023 change	2019
Distant water vessels on RFMO RAVs	2.0	2.0	– 0	2.0
Distant water vessels under several RFMOs	1.0	1.0	– 0	3.0

Flag score by prevalence 1.00 – 0

Vessels on IUU lists	1.0	1.0	– 0	1.0
View of fisheries observers on flag state compliance incidents	1.0	1.0	– 0	1.0
Views of MCS practitioners on flag state compliance incidents	1.0	1.0	– 0	1.0

Flag score by response 2.78 ▼ 0.33

Accepted FAO Compliance Agreement	5.0	5.0	– 0	5.0
Registered vessels with foreign or unknown ownership	5.0	5.0	– 0	not available
Provision of vessel data for inclusion in Global Record	5.0	5.0	– 0	5.0
Compliance with RFMO flag state obligations	1.0	2.0	▼ 1.0	2.0
Flag State is contracting party or cooperating non-contracting party to all relevant RFMOs	1.0	1.0	– 0	2.0

Indicator “Authorised vessel data provided to FAO HSVAR” used in 2019 has changed to “Registered vessels with foreign or unknown ownership” since 2021.

Port score 3.11 ▲ 0.33

Port score by vulnerability 4.00 – 0

Related Indicators	2023	2021	2021-2023 change	2019
Number of fishing ports	3.0	3.0	– 0	3.0
Port visits by foreign fishing or carrier vessels	5.0*	5.0	– 0	5.0

Port score by prevalence 3.00 ▼ 1.00

Views of MCS practitioners on port compliance incidents	2.0	1.0	▲ 1.0	2.0
View of fisheries observers on port compliance incidents	2.0	5.0	▼ 3.0	2.0

* Indicates that scores from the 2021 version of the Index have been used due to 2023 data not being available

Port score by response 3.50 ▲ 1.50

Related Indicators	2023	2021	2019-2021 change	2019
Party to the PSMA	5.0	5.0	– 0	5.0
Designated ports specified for entry by foreign vessels	5.0	1.0	▲ 4.0	1.0
Compliance with RFMO port state obligations	1.0	1.0	– 0	1.0

General score 1.96 ▲ 0.15

General score by vulnerability 2.67 – 0

Related Indicators	2023	2021	2019-2021 change	2019
Trade balance for fisheries products	5.0	5.0	– 0	5.0
Share of global imports	1.0	1.0	– 0	1.0
Perception of levels of corruption	not available	not available		not available
Gross national income per capita	4.0	4.0	– 0	4.0
Volume of catches	1.0	1.0	– 0	1.0

General score by prevalence 1.00 – 0

Carded' under the EU IUU Regulation	1.0	1.0	– 0	3.0
Identified' by NOAA for IUU fishing	1.0	1.0	– 0	1.0
Mentions of IUU fishing in media reports	1.0	1.0	– 0	1.0

General score by response 2.14 ▲ 0.28

Mandatory vessel tracking for commercial seagoing fleet	1.0 [*]	1.0	– 0	1.0
Demand for MSC products	5.0	5.0	– 0	5.0
Ratification/accession of UNCLOS Convention	1.0	1.0	– 0	1.0
Ratification/accession of UNFSA	1.0	1.0	– 0	1.0
Mentions in media reports to combatting IUU fishing	5.0	3.0	▲ 2.0	5.0
Have a NPOA-IUU	1.0 [*]	1.0	– 0	1.0
Market State is contracting party or cooperating non-contracting party to relevant RFMOs	1.0	1.0	– 0	1.0

^{*} indicates that scores from the 2021 version of the Index have been used due to 2023 data not being available