

2023 Country profile

# Russia

**World ranking**  
2 of 152 countries


**Europe**  
1 of 31 countries

**East Atlantic ranking**  
1 of 41 countries

**Western Pacific ranking**  
2 of 29 countries

2023  
IUU  
Score

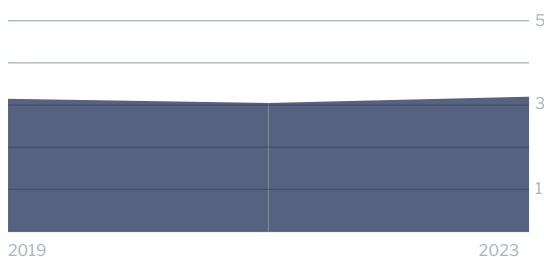
**3.20**



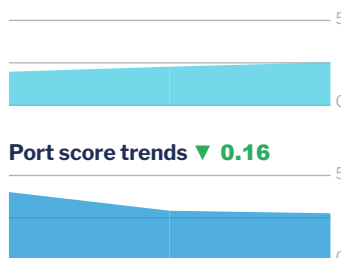
**2.57** Coastal  
**4.33** Flag  
**2.78** Port  
**2.81** General

**IUU score trends**

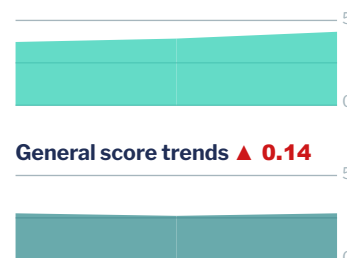
2021 - 2023 change **▲ 0.16**




**Coastal score trends ▲ 0.28**




**Flag score trends ▲ 0.37**



**Port score trends ▼ 0.16**



**General score trends ▲ 0.14**



Note: Higher scores, and ranks closer to 1, indicate worse/poor performance. Green or red arrows show change in 2023 compared to 2021.

## Coastal score **2.57** ▲ 0.28

### Coastal score by vulnerability **4.50** – 0

Related Indicators	2023	2021	2021-2023 change	2019
Size of EEZ	<b>5.0</b>	5.0	– 0	5.0
Agreement over all maritime boundaries	<b>5.0*</b>	5.0	– 0	5.0
Dependency on fish for protein	<b>3.0</b>	3.0	– 0	3.0
Authorise foreign vessels to operate in EEZ	not available	not available		not available

\* indicates that scores from the 2021 version of the Index have been used due to 2023 data not being available

### Coastal score by prevalence **1.00** – 0

Has MSC-certified fisheries	<b>1.0</b>	1.0	– 0	1.0
Views of MCS practitioners on coastal compliance incidents	<b>1.0</b>	1.0	– 0	1.0

### Coastal score by response **2.60** ▲ 0.80

Coastal State is contracting party or cooperating non-contracting party to all relevant RFMOs	<b>5.0</b>	3.0	▲ 2.0	1.0
Operate a national VMS/FMC centre	<b>1.0*</b>	1.0	– 0	1.0

\* indicates that scores from the 2021 version of the Index have been used due to 2023 data not being available

**Flag score** 4.33 ▲ 0.37


**Flag score by vulnerability** 5.00 ▲ 0.50

Related Indicators	2023	2021	2021-2023 change	2019
Distant water vessels on RFMO RAVs	5.0	4.0	▲ 1.0	4.0
Distant water vessels under several RFMOs	5.0	5.0	– 0	5.0

**Flag score by prevalence** 4.33 ▲ 1.00

Vessels on IUU lists	5.0	3.0	▲ 2.0	2.0
View of fisheries observers on flag state compliance incidents	4.0	3.0	▲ 1.0	4.0
Views of MCS practitioners on flag state compliance incidents	4.0	4.0	– 0	3.0

**Flag score by response** 3.89 ▼ 0.33

Accepted FAO Compliance Agreement	5.0	5.0	– 0	5.0
Registered vessels with foreign or unknown ownership 	3.0	2.0	▲ 1.0	not available
Provision of vessel data for inclusion in Global Record	5.0	5.0	– 0	5.0
Compliance with RFMO flag state obligations	5.0	5.0	– 0	5.0
Flag State is contracting party or cooperating non-contracting party to all relevant RFMOs	1.0	3.0	▼ 2.0	1.0

 Indicator “Authorised vessel data provided to FAO HSVAR” used in 2019 has changed to “Registered vessels with foreign or unknown ownership” since 2021.

**Port score** 2.78 ▼ 0.16

**Port score by vulnerability** 4.50 – 0

Related Indicators	2023	2021	2021-2023 change	2019
Number of fishing ports	4.0	4.0	– 0	4.0
Port visits by foreign fishing or carrier vessels	5.0*	5.0	– 0	5.0

**Port score by prevalence** 1.00 ▲ 1.00

Views of MCS practitioners on port compliance incidents	3.0	1.0	▲ 2.0	4.0
View of fisheries observers on port compliance incidents	1.0	1.0	– 0	2.0

\* Indicates that scores from the 2021 version of the Index have been used due to 2023 data not being available



**Port score by response** 2.50 ▼ 1.13

Related Indicators	2023	2021	2019-2021 change	2019
Party to the PSMA	1.0	1.0	— 0	5.0
Designated ports specified for entry by foreign vessels	5.0	5.0	— 0	not applicable
Compliance with RFMO port state obligations	1.0	4.0	▼ 3.0	5.0

**General score** 2.81 ▲ 0.14

**General score by vulnerability** 3.56 ▲ 0.12

Related Indicators	2023	2021	2019-2021 change	2019
Trade balance for fisheries products	3.0	2.0	▲ 1.0	3.0
Share of global imports	3.0	3.0	— 0	3.0
Perception of levels of corruption	4.0	4.0	— 0	4.0
Gross national income per capita	2.0	2.0	— 0	3.0
Volume of catches	5.0	5.0	— 0	5.0

**General score by prevalence** 2.71 ▲ 0.42

Carded' under the EU IUU Regulation	1.0	1.0	— 0	1.0
Identified' by NOAA for IUU fishing	4.0	1.0	▲ 3.0	4.0
Mentions of IUU fishing in media reports	3.0	4.0	▼ 1.0	2.0

**General score by response** 2.27 — 0

Mandatory vessel tracking for commercial seagoing fleet	1.0 <sup>*</sup>	1.0	— 0	1.0
Demand for MSC products	4.0	4.0	— 0	4.0
Ratification/accession of UNCLOS Convention	1.0	1.0	— 0	1.0
Ratification/accession of UNFSA	1.0	1.0	— 0	1.0
Mentions in media reports to combatting IUU fishing	5.0	5.0	— 0	5.0
Have a NPOA-IUU	not available <sup>*</sup>	not available		not available
Market State is contracting party or cooperating non-contracting party to relevant RFMOs	1.0	1.0	— 0	1.0

<sup>\*</sup> indicates that scores from the 2021 version of the Index have been used due to 2023 data not being available