

2023 Country profile

Sweden


World ranking
149 of 152 countries ▲ 1

Europe
28 of 31 countries ▲ 1

East Atlantic ranking
39 of 41 countries

2023
IUU
Score

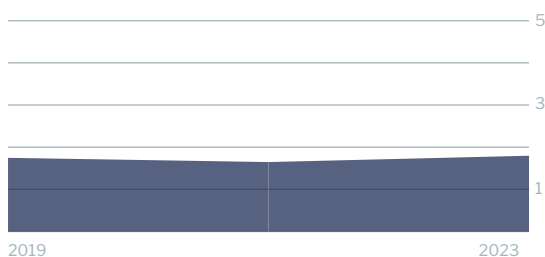
1.80




2.06 Coastal
1.33 Flag
2.22 Port
1.77 General

IUU score trends

2021 - 2023 change ▲ 0.14




Coastal score trends — 0




Port score trends ▲ 0.33



Flag score trends ▲ 0.25



General score trends — 0



Note: Higher scores, and ranks closer to 1, indicate worse/poor performance. Green or red arrows show change in 2023 compared to 2021.

Coastal score **2.06** — 0

Coastal score by vulnerability **3.50** — 0

Related Indicators	2023	2021	2021-2023 change	2019
Size of EEZ	3.0	3.0	— 0	3.0
Agreement over all maritime boundaries	1.0	1.0	— 0	1.0
Dependency on fish for protein	4.0	4.0	— 0	4.0
Authorise foreign vessels to operate in EEZ	5.0	5.0	— 0	5.0

Coastal score by prevalence **1.40** — 0

Has MSC-certified fisheries	2.0	2.0	— 0	1.0
Views of MCS practitioners on coastal compliance incidents	1.0	1.0	— 0	1.0

Coastal score by response **1.00** — 0

Coastal State is contracting party or cooperating non-contracting party to all relevant RFMOs	1.0	1.0	— 0	1.0
Operate a national VMS/FMC centre	1.0	1.0	— 0	1.0

Flag score 1.33 ▲ 0.25

Flag score by vulnerability 1.50 ▲ 0.50

Related Indicators	2023	2021	2021-2023 change	2019
Distant water vessels on RFMO RAVs	2.0	1.0	▲ 1.0	1.0
Distant water vessels under several RFMOs	1.0	1.0	– 0	not applicable

Flag score by prevalence 1.00 – 0

Vessels on IUU lists	1.0	1.0	– 0	1.0
View of fisheries observers on flag state compliance incidents	1.0	1.0	– 0	1.0
Views of MCS practitioners on flag state compliance incidents	1.0	1.0	– 0	1.0

Flag score by response 1.56 ▲ 0.34

Accepted FAO Compliance Agreement	1.0	1.0	– 0	1.0
Registered vessels with foreign or unknown ownership 	3.0	3.0	– 0	3.0
Provision of vessel data for inclusion in Global Record	1.0	1.0	– 0	1.0
Compliance with RFMO flag state obligations	2.0	1.0	▲ 1.0	1.0
Flag State is contracting party or cooperating non-contracting party to all relevant RFMOs	1.0	1.0	– 0	1.0

 Indicator “Authorised vessel data provided to FAO HSVAR” used in 2019 has changed to “Registered vessels with foreign or unknown ownership” since 2021.

Port score 2.22 ▲ 0.33

Port score by vulnerability 5.00 – 0

Related Indicators	2023	2021	2021-2023 change	2019
Number of fishing ports	5.0	5.0	– 0	5.0
Port visits by foreign fishing or carrier vessels	5.0	5.0	– 0	5.0

Port score by prevalence 1.00 – 0

Views of MCS practitioners on port compliance incidents	1.0	1.0	– 0	1.0
View of fisheries observers on port compliance incidents	1.0	1.0	– 0	1.0

Port score by response 1.75 ▲ 0.75

Related Indicators	2023	2021	2019-2021 change	2019
Party to the PSMA	1.0	1.0	— 0	1.0
Designated ports specified for entry by foreign vessels	1.0	1.0	— 0	1.0
Compliance with RFMO port state obligations	3.0	1.0	▲ 2.0	1.0

General score 1.77 — 0

General score by vulnerability 1.33 — 0

Related Indicators	2023	2021	2019-2021 change	2019
Trade balance for fisheries products	1.0	1.0	— 0	1.0
Share of global imports	4.0	4.0	— 0	4.0
Perception of levels of corruption	1.0	1.0	— 0	1.0
Gross national income per capita	1.0	1.0	— 0	1.0
Volume of catches	1.0	1.0	— 0	1.0

General score by prevalence 1.00 — 0

Carded' under the EU IUU Regulation	1.0	1.0	— 0	1.0
Identified' by NOAA for IUU fishing	1.0	1.0	— 0	1.0
Mentions of IUU fishing in media reports	1.0	1.0	— 0	1.0

General score by response 2.43 — 0

Mandatory vessel tracking for commercial seagoing fleet	1.0	1.0	— 0	1.0
Demand for MSC products	1.0	1.0	— 0	4.0
Ratification/accession of UNCLOS Convention	1.0	1.0	— 0	1.0
Ratification/accession of UNFSA	1.0	1.0	— 0	1.0
Mentions in media reports to combatting IUU fishing	5.0	5.0	— 0	5.0
Have a NPOA-IUU	5.0	5.0	— 0	5.0
Market State is contracting party or cooperating non-contracting party to relevant RFMOs	1.0	1.0	— 0	1.0