



2023 Country profile

Trinidad & Tobago

World ranking

121 of 152 countries ▼ 70

Caribbean & Central America

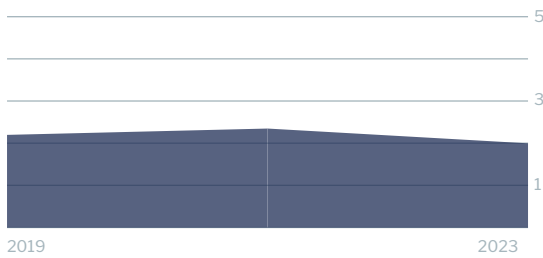
19 of 21 countries ▼ 13

West Atlantic ranking

24 of 29 countries ▼ 14


IUU score trends

2021 - 2023 change ▼ 0.34



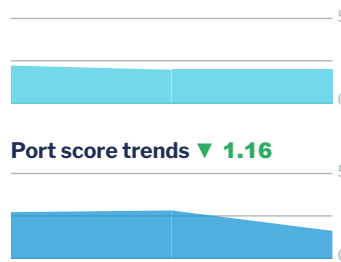
2023 IUU Score

2.02

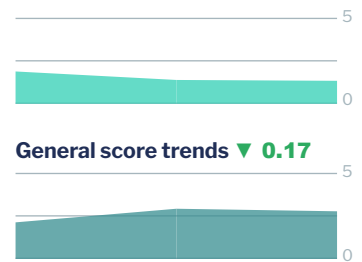


2.00 Coastal
1.33 Flag
1.67 Port
2.80 General

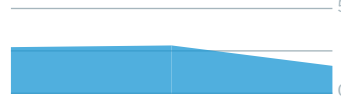
Coastal score trends — 0



Flag score trends ▼ 0.05



Port score trends ▼ 1.16



General score trends ▼ 0.17



Note: Higher scores, and ranks closer to 1, indicate worse/poor performance. Green or red arrows show change in 2023 compared to 2021.

Coastal score

2.00

— 0

Coastal score by vulnerability

2.33

— 0

Related Indicators

	2023	2021	2021-2023 change	2019
Size of EEZ	2.0	2.0	— 0	2.0
Agreement over all maritime boundaries	5.0*	5.0	— 0	5.0
Dependency on fish for protein	3.0	3.0	— 0	3.0
Authorise foreign vessels to operate in EEZ	1.0	1.0	— 0	1.0

* indicates that scores from the 2021 version of the Index have been used due to 2023 data not being available

Coastal score by prevalence

2.60

— 0

	2023	2021	2021-2023 change	2019
Has MSC-certified fisheries	5.0	5.0	— 0	5.0
Views of MCS practitioners on coastal compliance incidents	1.0	1.0	— 0	1.0

Coastal score by response

1.00

— 0

	2023	2021	2021-2023 change	2019
Coastal State is contracting party or cooperating non-contracting party to all relevant RFMOs	1.0	1.0	— 0	1.0
Operate a national VMS/FMC centre	1.0*	1.0	— 0	not available

* indicates that scores from the 2021 version of the Index have been used due to 2023 data not being available

Flag score 1.33 ▼ **0.05**


Flag score by vulnerability 1.50 ▲ **0.50**

Related Indicators	2023	2021	2021-2023 change	2019
Distant water vessels on RFMO RAVs	2.0	1.0	▲ 1.0	2.0
Distant water vessels under several RFMOs	1.0	not applicable		1.0

Flag score by prevalence 1.00 – **0**

Vessels on IUU lists	1.0	1.0	– 0	1.0
View of fisheries observers on flag state compliance incidents	1.0	1.0	– 0	1.0
Views of MCS practitioners on flag state compliance incidents	1.0	1.0	– 0	1.0

Flag score by response 1.56 ▼ **0.33**

Accepted FAO Compliance Agreement	1.0	1.0	– 0	5.0
Registered vessels with foreign or unknown ownership 	3.0	3.0	– 0	not available
Provision of vessel data for inclusion in Global Record	1.0	1.0	– 0	5.0
Compliance with RFMO flag state obligations	2.0	3.0	▼ 1.0	3.0
Flag State is contracting party or cooperating non-contracting party to all relevant RFMOs	1.0	1.0	– 0	1.0

 Indicator “Authorised vessel data provided to FAO HSVAR” used in 2019 has changed to “Registered vessels with foreign or unknown ownership” since 2021.

Port score 1.67 ▼ **1.16**

Port score by vulnerability 4.00 – **0**

Related Indicators	2023	2021	2021-2023 change	2019
Number of fishing ports	3.0	3.0	– 0	3.0
Port visits by foreign fishing or carrier vessels	5.0*	5.0	– 0	5.0

Port score by prevalence 2.50 ▼ **1.50**

Views of MCS practitioners on port compliance incidents	1.0	4.0	▼ 3.0	1.0
View of fisheries observers on port compliance incidents	1.0	1.0	– 0	1.0

* Indicates that scores from the 2021 version of the Index have been used due to 2023 data not being available

Port score by response 1.00 ▼ 1.50

Related Indicators	2023	2021	2019-2021 change	2019
Party to the PSMA	1.0	1.0	– 0	5.0
Designated ports specified for entry by foreign vessels	1.0	5.0	▼ 4.0	not applicable
Compliance with RFMO port state obligations	1.0	1.0	– 0	3.0

General score 2.80 ▼ 0.17

General score by vulnerability 2.11 ▼ 0.22

Related Indicators	2023	2021	2019-2021 change	2019
Trade balance for fisheries products	3.0	2.0	▲ 1.0	2.0
Share of global imports	1.0	1.0	– 0	1.0
Perception of levels of corruption	3.0	4.0	▼ 1.0	3.0
Gross national income per capita	2.0	2.0	– 0	2.0
Volume of catches	1.0	1.0	– 0	1.0

General score by prevalence 1.57 ▼ 0.43

Carded' under the EU IUU Regulation	3.0	3.0	– 0	3.0
Identified' by NOAA for IUU fishing	1.0	1.0	– 0	1.0
Mentions of IUU fishing in media reports	1.0	2.0	▼ 1.0	1.0

General score by response 3.86 – 0

Mandatory vessel tracking for commercial seagoing fleet	5.0 [*]	5.0	– 0	not available
Demand for MSC products	5.0	5.0	– 0	5.0
Ratification/accession of UNCLOS Convention	1.0	1.0	– 0	1.0
Ratification/accession of UNFSA	1.0	1.0	– 0	1.0
Mentions in media reports to combatting IUU fishing	5.0	5.0	– 0	4.0
Have a NPOA-IUU	5.0 [*]	5.0	– 0	not available
Market State is contracting party or cooperating non-contracting party to relevant RFMOs	1.0	1.0	– 0	1.0

^{*} indicates that scores from the 2021 version of the Index have been used due to 2023 data not being available