



2025 Country profile

Albania

World ranking

114 of 152 countries ▲ 4

Europe ranking


13 of 31 countries ▲ 1

Mediterranean & Black Sea ranking

19 of 26 countries ▲ 1

2025
IUU
Score

2.07

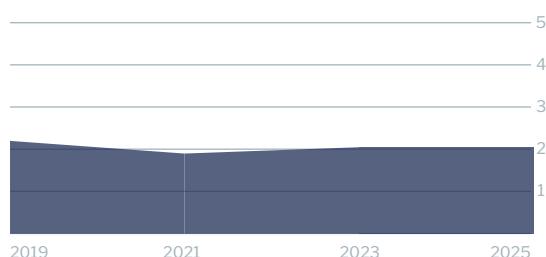


1.75 2.17 2.33 2.00

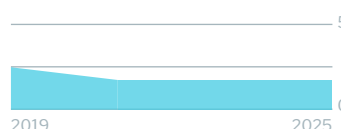
Coastal Flag Port General

IUU score trends

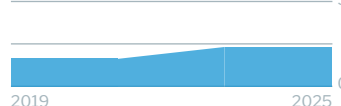
2023 - 2025 change ▲ 0.04




Coastal score trends — 0




Port score trends — 0



Flag score trends ▲ 0.25



General score trends ▼ 0.10



Note: Higher scores closer to 5, and ranks closer to 1, indicate worse/poor performance. Green or red arrows show change in 2025 compared to 2023

Coastal score 1.75 — 0

Coastal score by vulnerability 1.67 — 0

Related Indicators

	2025	2023	2023-2025 change	2021
Size of EEZ	1.0	1.0	— 0	1.0
Agreement over all maritime boundaries	5.0*	5.0	— 0	5.0
Dependency on fish for protein	1.0	1.0	— 0	1.0
Authorise foreign vessels to operate in EEZ	1.0*	1.0	— 0	1.0

* indicates that scores from an older version of the Index have been used due to 2025 data not being available.

Coastal score by prevalence 2.60 — 0

Has MSC-certified fisheries	5.0	5.0	— 0	5.0
Views of MCS practitioners on coastal compliance incidents	1.0	1.0	— 0	1.0

Coastal score by response 1.00 — 0

Coastal State is contracting party or cooperating non-contracting party to all relevant RFMOs	1.0	1.0	— 0	1.0
Operate a national VMS/FMC centre	1.0*	1.0	— 0	1.0

* indicates that scores from an older version of the Index have been used due to 2025 data not being available.



Flag score **2.17** ▲ **0.25**


Flag score by vulnerability **3.00** ▲ **0.50**

Related Indicators	2025	2023	2023-2025 change	2021
Distant water vessels on RFMO RAVs	4.0	3.0	▲ 1.0	5.0
Distant water vessels under several RFMOs	2.0	2.0	— 0	1.0

Flag score by prevalence **1.00** — 0

Vessels on IUU lists	1.0	1.0	— 0	1.0
View of fisheries observers on flag state compliance incidents	1.0	1.0	— 0	1.0
Views of MCS practitioners on flag state compliance incidents	1.0	1.0	— 0	1.0

Flag score by response **2.78** ▲ **0.34**

Accepted FAO Compliance Agreement	1.0	1.0	— 0	1.0
Registered vessels with foreign or unknown ownership 	3.0	3.0	— 0	2.0
Provision of vessel data for inclusion in Global Record	5.0	5.0	— 0	5.0
Compliance with RFMO flag state obligations	3.0	2.0	▲ 1.0	2.0
Flag State is contracting party or cooperating non-contracting party to all relevant RFMOs	1.0	1.0	— 0	1.0

 Indicator "Authorised vessel data provided to FAO HSVAR" used in 2019 was changed to "Registered vessels with foreign or unknown ownership" from 2021.

Port score **2.33** — 0

Port score by vulnerability **4.00** — 0

Related Indicators	2025	2023	2023-2025 change	2021
Number of fishing ports	3.0*	3.0	— 0	3.0
Port visits by foreign fishing or carrier vessels	5.0*	5.0	— 0	5.0

Port score by prevalence **1.00** — 0

Views of MCS practitioners on port compliance incidents	1.0	1.0	— 0	1.0
View of fisheries observers on port compliance incidents	1.0	1.0	— 0	1.0

* Indicates that scores from an older version of the Index have been used due to 2025 data not being available.

**Port score by response** 2.50 – 0

Related Indicators	2025	2023	2023-2025 change	2021
Party to the PSMA	1.0	1.0	– 0	1.0
Designated ports specified for entry by foreign vessels	5.0*	5.0	– 0	1.0
Compliance with RFMO port state obligations	1.0	1.0	– 0	1.0

* indicates that scores from an older version of the Index have been used due to 2025 data not being available.

General score 2.00 ▼ 0.10**General score by vulnerability** 2.11 ▼ 0.33

Related Indicators	2025	2023	2019-2021 change	2021
Trade balance for fisheries products	1.0	1.0	– 0	1.0
Share of global imports	1.0	1.0	– 0	1.0
Perception of levels of corruption	3.0	4.0	▼ 1.0	4.0
Gross national income per capita	3.0	3.0	– 0	3.0
Volume of catches	1.0	1.0	– 0	1.0

General score by prevalence 1.00 – 0

Carded' under the EU IUU Regulation	1.0	1.0	– 0	1.0
Identified' by NOAA for IUU fishing	1.0	1.0	– 0	1.0
Mentions of IUU fishing in media reports	1.0	1.0	– 0	1.0

General score by response 2.43 – 0

Mandatory vessel tracking for commercial seagoing fleet	1.0*	1.0	– 0	1.0
Demand for MSC products	5.0	5.0	– 0	5.0
Ratification/accession of UNCLOS Convention	1.0	1.0	– 0	1.0
Ratification/accession of UNFSA	5.0	5.0	– 0	5.0
Mentions in media reports to combatting IUU fishing	5.0	5.0	– 0	5.0
Have a NPOA-IUU	1.0*	1.0	– 0	1.0
Market State is contracting party or cooperating non-contracting party to relevant RFMOs	1.0	1.0	– 0	1.0

* indicates that scores from an older version of the Index have been used due to 2025 data not being available.